


GROUP SCORECARD


Apr 8, 2018 - Apr 14, 2018

Cartasite's Driving Program Group - Cartasite Corporate


SUMMARY OF THE WEEK




80
B




2,129 miles
Travel Distance




69:17 hrs
Driving Time



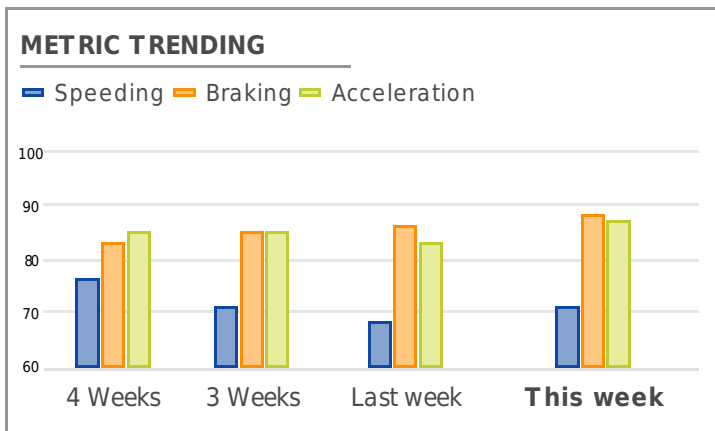
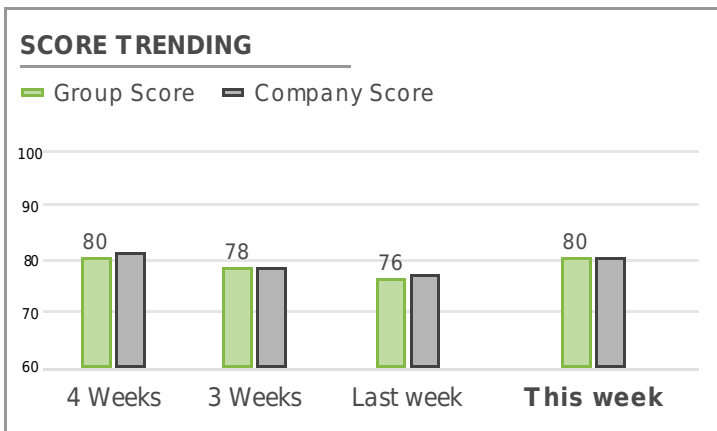
03:02 hrs
Idling Time



\$ 6.48 USD
Idling Cost



12
Drivers



Drivers with score card	Overall Score	Speeding	Braking	Acceleration	Travel Distance miles	Driving Time hr	Idling Time hr	Idling Cost USD	
1 Andrew Keller ↑ 2	97.2 A+	96 A	96 A	100 A+	216	06:05	00:06	\$ 0.25	
2 Kim Imbert —	97.0 A+	95 A	97 A+	100 A+	85	05:02	00:54	\$ 1.94	
3 Mary Simmons ↓ 2	96.0 A	98 A+	90 A	100 A+	88	05:41	00:45	\$ 1.63	
4 Yulia Pastukhova —	91.1 A	89 B+	95 A	89 B+	184	09:37	00:00	\$ 0.01	
5 Kerry Atherton —	82.0 B	66 D	96 A	100 A+	272	07:40	00:04	\$ 0.17	
6 Kristen Weatherly —	77.0 C	67 D	83 B	89 B+	423	11:36	00:54	\$ 1.95	
7 Becky Gibbs ↑ 2	75.0 C	75 C	77 C	70 C	127	04:41	00:00	\$ 0.02	
8 Jon Hemstreet ↓ 1	74.3 C	60 D	83 B	96 A	505	12:03	00:12	\$ 0.44	
9 Nick Hubbell ↓ 1	69.7 D	60 D	85 B	70 C	225	06:47	00:02	\$ 0.09	
Plugin Issues*	Event s								
! Nick Hubbell	4	69.7 D	60 D	85 B	70 C	225	06:47	00:02	\$ 0.09
No score cards**	Event s								
Sylvia Ornelas	-	-	-	-	-	-	-	-	
vlouvet louvet	-	-	-	-	-	-	-	-	
Kyle Bassett	-	-	-	-	-	-	-	-	

* Drivers whose ROVR unplugged this week, and therefore not all driving data was captured.

** These drivers do not have a scorecard this week because driving time is less than 30 minutes.

Cartasite® ROVR® © 2018 Cartasite LLC. All Rights Reserved. U.S. Patent Nos. 8,604,920, 9,315,195. Other Patents Pending.
