

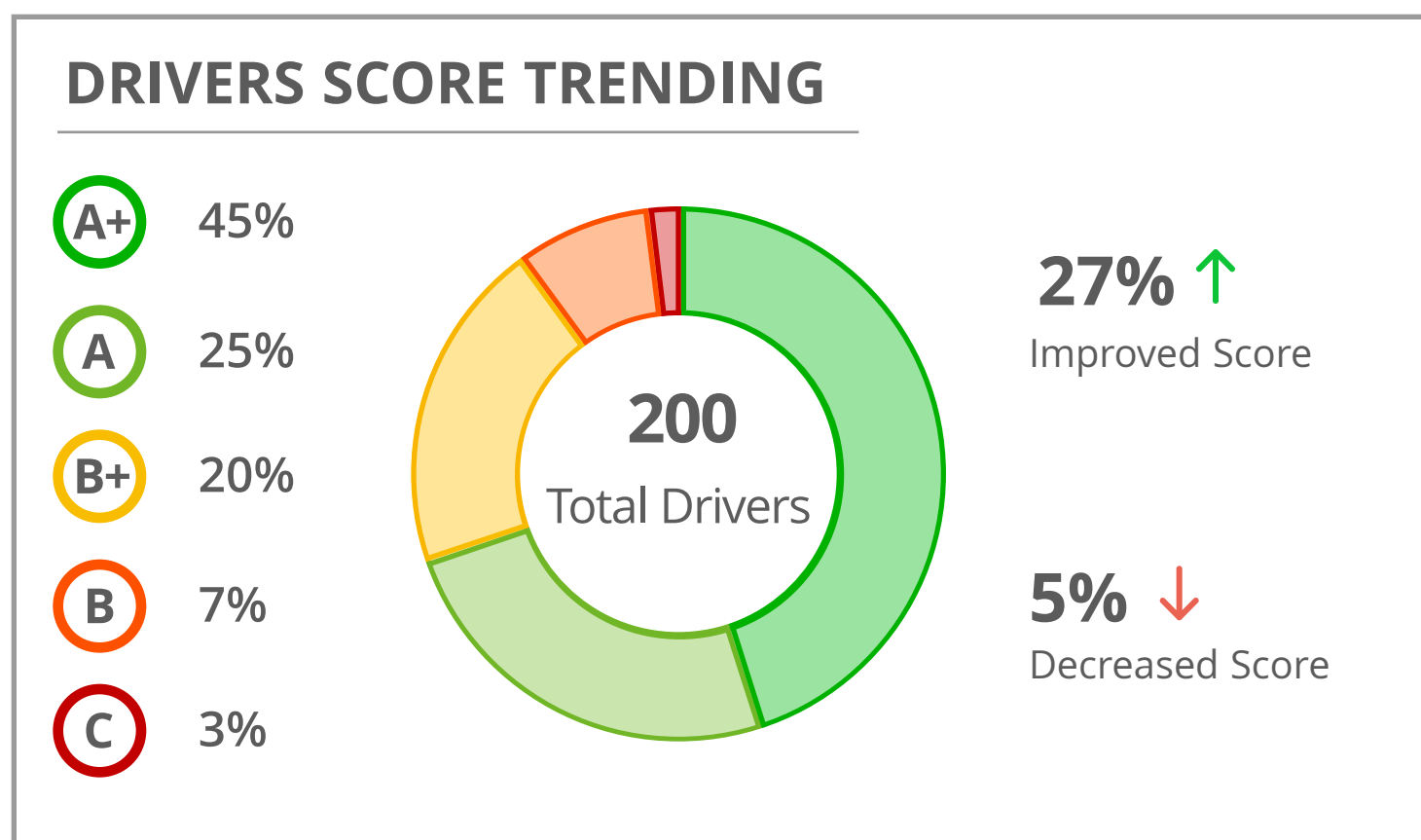
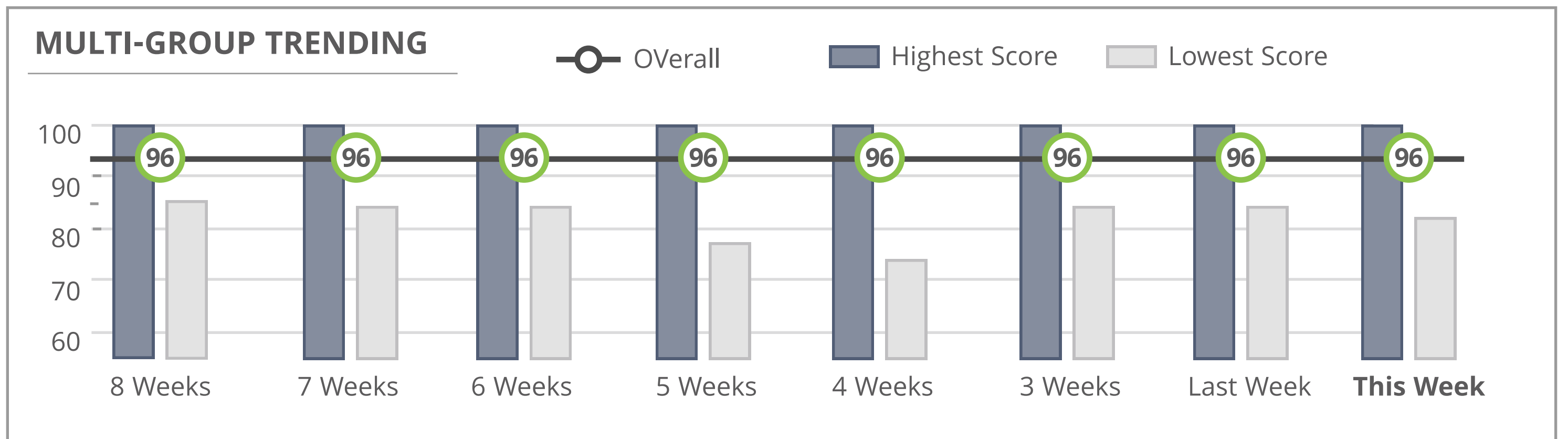
MULTI-GROUP SCORECARD

Oct 2, 2016 - Oct 8, 2016

Truck Corporate

SUMMARY OF THE WEEK

96 A	116928 miles Travel Distance	3496 hrs Driving Time	\$1203.20 USD Idling Cost	53 Groups	200 / 300 Drivers with Scorecard
----------------	--	---------------------------------	-------------------------------------	---------------------	--



Most Distance Driven By Group

Rank	Group	Travel Distance miles	Overall Score
1	Vehicles - Heavy CSUB St Johns	8730	88 B+
2	Vehicle - Light CVNM-CAMKT Edmonton	7149	99 A+
3	Corporate IT Corporate	6810	86 B
4	PS Casper Service - Sanders PS Casper - Cook	4452	92 A
5	Finace - Fyfe OneSubsea	4425	83 B

Highest Group Scores

Rank	Group	Change	Overall Score	Travel Distance miles
1	Moyers Team Corporate	↑ 10	100 A+	780
2	Service - Berg OneSubsea	↓ 1	100 A+	120
3	PS Odessa - Hird PS Wellhead - Vaughn	—	100 A+	300
4	CPS R/D Houston CPS Mktg/Technology - Dodso	↓ 1	100 A+	120
5	Sinclair Parent's Group	—	97 A+	100

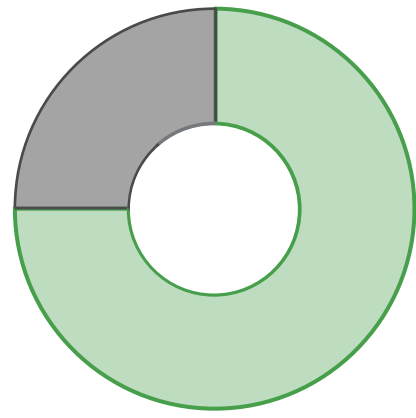
Lowest Group Scores

Rank	Group	Change	Overall Score	Travel Distance miles
53	Vehicles - Heavy CSUR Clairmont	↑ 10	75 C	780
52	Vehicles - Heavy TS-TPRS-PSE Calgary Energy	↓ 1	84 B	120
51	Brookshire Drl Ops - Cousteix	—	85 B	100
50	Gloabl Bus Dev - LA Corporate	↓ 1	86 B	120
49	Rig Equipment - Fidjeland Drilling Systems - Hunter Jon	—	89 B+	100

ENGINE UTILIZATION

● 15%

02:20hrs
Idling Time




● 85%

13:05 hrs
Driving Time

IDLING COST

\$2341.24




4 Weeks

\$1020.00



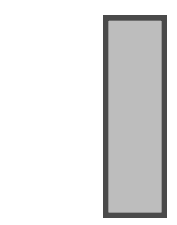
3 Weeks

\$1103.20



Last Week

\$1203.20



This Week

Most Group Idling	Idling % hrs	Driving % hrs	Idling Cost Estimation USD
1 Cartasite's Driving Parent's Group	47% 15:39	53% 17:21	\$210.46*
2 KB LLC Parent's Group	16% 02:31	84% 11:40	\$30.78*
3 Cartasite's Driving Parent's Group	12% 01:56	88% 14:37	\$15.08*
4 KB LLC Parent's Group	11% 00:41	89% 05:52	\$06.21*
5 Cartasite's Driving Parent's Group	7% 00:34	93% 08:04	\$05.56*

Groups with Drivers Not Reporting	Number
1 Inventory OneSubsea	13
2 DRL Sales Upper Managers DRL Sales - Womble	10
3 R&D Production Sys - Walker	8
4 Global Operators - Thompson DRL Sales - Womble	5
5 Brookshire Drl Ops - Cousteix	5

Groups with the Highest Plugin Events	Number
1 Inventory OneSubsea	13
2 DRL Sales Upper Managers DRL Sales - Womble	10
3 R&D Production Sys - Walker	8
4 Global Operators - Thompson DRL Sales - Womble	5
5 Brookshire Drl Ops - Cousteix	5

Most Distance Driven by Drivers	Travel Distance miles	Overall Score
1 Deborah Diaz Moyers Team - Corporate	230	100 A+
2 Diana Dodds Vehicles - Light CSUR Calgary Energ	198	99 A+
3 Julie Braun Vehicles - Light - TS-TPRS-PSE Calga	128	98 A
4 Andrew Keller Schlumberger Pilot - Canada and Al	100	96 A
5 Kim Hanson Brazil	98	96 A

Highest Driver Scores	Overall Score	Travel Distance miles
1 Deborah Diaz Vehicle Heavy - CVNM-CAMKT Edm ↑ 10	100 A	16
2 Diana Dodds Vehicle Heavy - CSUR St. John ↓ 1	99 A	198
3 Julie Braun TopSide Cntl H - DRL Ops - McCo ↑ 10	98 A	28
4 Andrew Keller Rig Equipment - Drilling Operat ↓ 1	96 A	265
5 Kim Hanson Finance - Fyfe - OneSubsea ↑ 10	96 A	118

Lowest Driver Scores	Overall Score	Travel Distance miles
24 Heather Wiegand Vehicles - Light - CSUB St Johns ↑ 10	75 C	100
23 Andrew Oliver NSAM Houston - Global Offshore ↓ 1	77 C	100
22 Kelly Pruett TopSide Cntl Ho - DRL Ops - McCo ↑ 10	84 B	100
21 H Smith Patterson-LeLeu - DRL AFM Camc ↓ 1	85 B	100
20 Rob Smith DRL Camsense - DRL AFM CamC ↑ 10	86 B	100

* The costs in this scorecard are based on estimates developed from research by the Department of Energy, AAA, and various other sources, and may not represent your actual costs

ROVR and the ROVR Scorecard are Trademarks of Cartasite, LLC. Copyright 2013. Portions of this product are covered by US Pat. 8604920. Other Patents Pending.